

Brian Bridges

A Space for Tension

***A Space for Tension* - performance instructions**

A Space for Tension is for erhu and two violins, along with a tape part which plays slowly-moving electronic drones in a microtonal tuning system. The instrumental parts use some of these microtonal intervals. They are approximated in the score using quarter-tone notation. However, the harmonies are more accurately rendered when played with the tunings noted below, which are referenced in the score by numbers above each note.

The piece is based on harmonic tunings over A. The numbers above notes in the score act as a key to tuning (see chart below), alongside the approximation in quarter-tone notation (indicated below with +/- for up/down quarter-tone). Audio files with tuning references will also be provided.

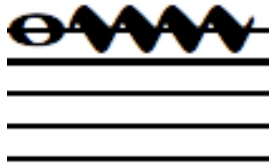
Pitches and tunings in ascending order of interval size:

Pitch	Harmonic No.	Interval size (from A) in cents
A	1	0
B b	17 (harmonic semitone)	105
B b +	35	155
B	9	204
C	19	298
C+	77	320
C#	5 (Just major third)	386
C#+	81 (Pythagorean major third)	408
D	11	551
D#	91	609
E-	95	684
E	3 (perfect fifth)	702
E+	49	738
F-	25	773
F+	13	840
F#	27	906
F#+	55	938
G-	7	969
G	57	999
G#	15	1088
G#+	121	1103
G#+(variant)	125	1159

Performance indications: instrumental articulations

Erhu:

Pressing vibrato




Rolling vibrato




Violin:

Normal vibrato




All:

Trajectory of glissando



All:

Modular figure



Play approximation of notated rhythm as if tempo approx. 120, then repeat with variations for durations indicated.

A Space for Tension

All parts senza vibrato except where expressly indicated; see instructions for tuning details.

1'00' 1'10 1'20 1'30 1'40 1'50 2'00 2'20 2'40 3'00 3'20 3'40

Erhu 7 13 27 121 125 19 25 3 11 9 17 5 [to 81] 5 17

Violin 1 7 49 13 25 27 11 81 11 *sul ponticello* 17 7 19 11 5 11 81

Violin 2 7 15 121 17 19 17 9 11 17 17

mp *mf* *f* *mf* *mf*

repeat figure, vary with free rhythm until time indicated

vibrato becomes light, rapid series of glissandi peaking at major 6th below, minor sixth above

repeat figure, vary with free rhythm until time indicated

move bow closer to bridge towards end

gradually increase amplitude of [rapid] vibrato to tone above and below central pitch

4'00 4'20 4'40 5'00 5'10 5'20 5'30 5'40 5'50 6'00 6'10 6'20 6'30 6'40 6'50 7'00

Erhu 13 25 121 121 15 55 15 125 15 125 35

Vln. 1 11 11 5 19 19 77 11 25 11 91 95 95 7

Vln. 2 19 5 5 9 35 11 35 19 19 5 49 49

mp *mf* *mp* *mf* *mp* *mf*

7'10 7'20 7'30 7'50 8'00 8'20 8'40 8'40 9'00 9'20 9'40 10'00 10'20

Erhu 29 35 125 35 35 77 19

Vln. 1 start with wide vibrato and gradually reduce depth 57 57 *sul ponticello* normal 57 *sul ponticello* 57 gradually move bow closer and closer to bridge

Vln. 2 13 13 95 95 95 *sul ponticello* 49 17 19 19

mp *mp* *mp* *p* *p*

vibrato becomes wider and irregular

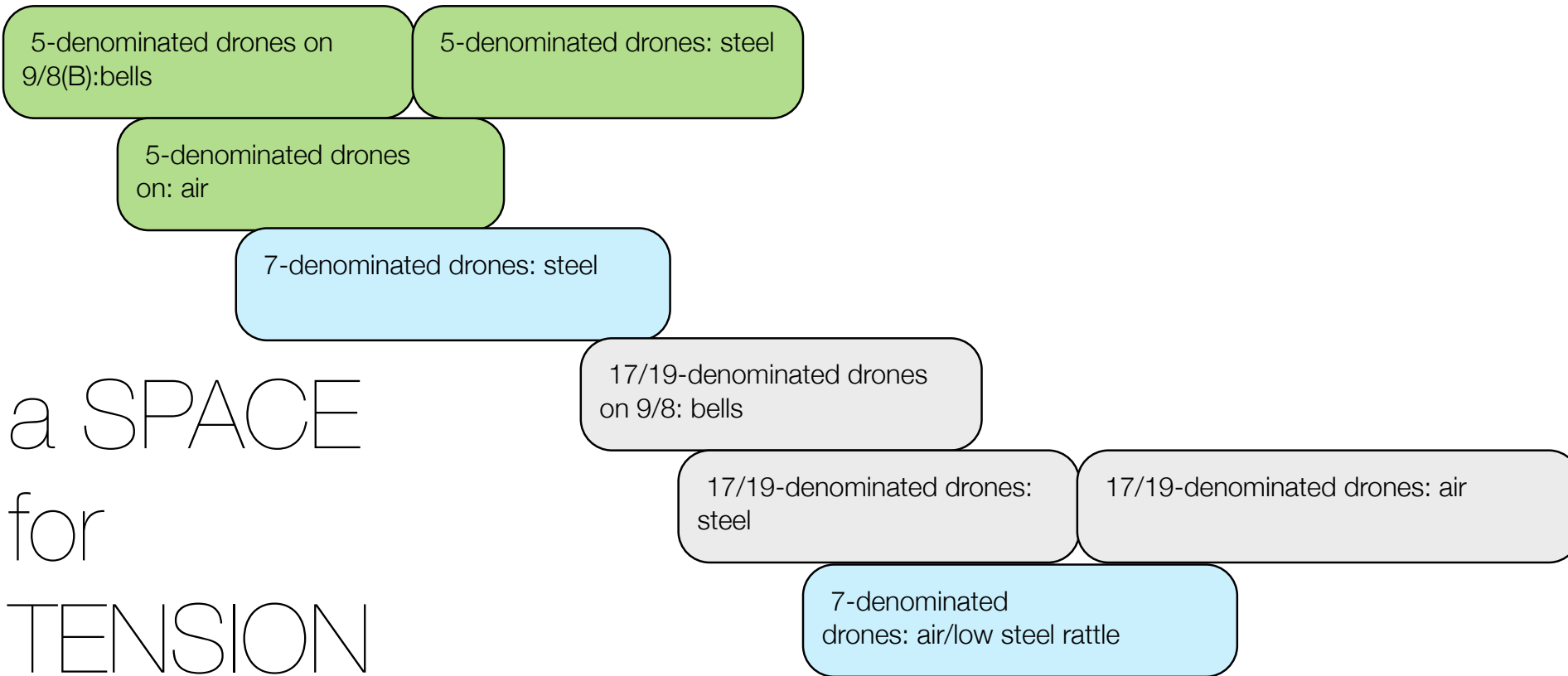
play introductory figure once, then sustain

vibrato becomes wider and irregular

play introductory figure once, then sustain

gradually move bow closer and closer to bridge

0' 1'00 1'50 3'00 5'00 6'00 7'00 9'20 10'20 ==>



a SPACE
for
TENSION

reduction of tape/drone part